


BEDDING


QUILT PATTERNS

RESOURCE


THINGS TO KNOW



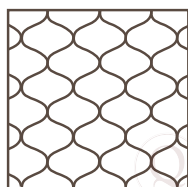
CHANNEL Simple and stable, this pattern is available in one inch increments between 3" and 6" for varied spacing between channels, not recommended for fabric patterns with straight lines as quilt pattern and print pattern will rarely align.



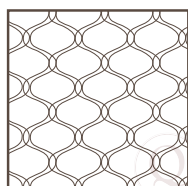
BOX This nondirectional pattern lends itself to use on both the top and bottom of the bed, although smaller configurations may be available our standard spacing is 6", 8" or 10", also not recommended for use with fabric patterns with straight lines as quilt pattern and print pattern will rarely align.



BOX ON TILT More popular than the diamond, this pattern keeps all four sides of the box equal length for consistent spacing and fill within the pattern, identical to our box pattern simply angled on point for a slight decorative twist, available in 6", 8" or 10" configurations.



SINGLE ONION A pattern that has stood the test of time by providing both aesthetic and operational value, allows for open areas of rise for interior fill while simultaneously securing all layers in place throughout years of laundering, standard offering is 3" high and 6" wide pattern.



DOUBLE ONION For all the same reasons the single onion remains our most popular pattern to date, the double onion simply adds double the stitch lines increasing pattern visibility and stability, standard offering is 3" high and 6" wide pattern.



QUILTCRAFT