

# DRAPERY

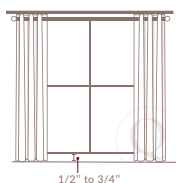
# BILLOWING

## RESOURCE

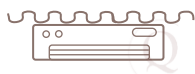
### THINGS TO KNOW



Window treatments require 3" of depth behind and in front of the track to both operate properly and hang aesthetically. Therefore, a two track treatment (ex. sheer and blackout) will place the front most drapery 6" into the guestroom.



Drapery treatments are also specified to finish 1/2" to 3/4" above the finished floor or window sill, minimizing the light escaping below the treatments.



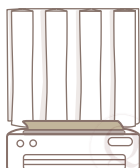
If PTAC units have vertical louvers or inadequate depth behind the vent, drapery treatments will often sit directly above air flow minimizing the flow of air into the room.



Displaced air (often trapped behind the drapery) prevents the room from properly cooling and billows the drapery into the room.



If unable to extend depth behind vent opening and/or unable to redirect discharge louvers, a PTAC deflector will likely be required.



Offered in various widths, depths and angles, deflectors allow air to properly vent the room without affecting drapery treatments.



# QUILTcraft

No 111519